

EJECUCION PRESUPUESTO

INFORME DE EJECUCION DEL PRESUPUESTO DE GASTOS E INVERSIONES

ENTIDAD: 206 - FONCEP		MES: OCTUBRE							VIGENCIA FISCAL: 2022		AUTORIZACION DE GIRO		EJEC. AUT. GIRO %	
UNIDAD EJECUTORA: 01 - GESTIÓN CORPORATIVA		APROPIACION						TOTAL COMPROMISOS		EJECUC. PRESUP.	AUTORIZACION DE GIRO		EJEC. AUT. GIRO %	
RUBRO PRESUPUESTAL	CODIGO	NOMBRE	INICIAL	MODIFICACIONES		VIGENTE	SUSPENSION	DISPONIBLE	MES	ACUMULADO	(11=10/8)	MES	ACUMULADO	EJEC. AUT. GIRO %
				MES	ACUMULADO									
1	2	3	4	5	6=(3+5)	7	8=(6-7)	9	10	11	12	13	14=(13/8)	
2		GASTOS	68,119,383,000.00	0.00	0.00	68,119,383,000.00	0.00	68,119,383,000.00	1,116,029,446.00	65,185,188,089.00	95.69	2,646,465,906.00	60,462,872,414.00	88.76
2-1		FUNCIONAMIENTO	62,876,443,000.00	0.00	0.00	62,876,443,000.00	0.00	62,876,443,000.00	1,086,778,264.00	59,974,809,204.00	95.39	1,990,855,844.00	56,542,784,408.00	89.93
2-1-01		Gastos de personal	9,889,833,000.00	0.00	-2,000,000.00	9,887,833,000.00	0.00	9,887,833,000.00	963,799,371.00	7,666,625,215.00	77.54	963,852,971.00	7,666,513,615.00	77.53
2-1-01-01		Planta de personal permanente	9,889,833,000.00	0.00	-2,000,000.00	9,887,833,000.00	0.00	9,887,833,000.00	963,799,371.00	7,666,625,215.00	77.54	963,852,971.00	7,666,513,615.00	77.53
2-1-01-01-01		Factores constitutivos de salario	7,209,818,000.00	-17,167,693.00	-157,264,303.00	7,052,553,697.00	0.00	7,052,553,697.00	663,070,290.00	5,773,725,917.00	81.87	663,070,290.00	5,773,725,917.00	81.87
2-1-01-01-01-001		Factores salariales comunes	7,078,729,000.00	-17,167,693.00	-137,264,303.00	6,941,464,697.00	0.00	6,941,464,697.00	653,394,722.00	5,686,486,022.00	81.92	653,394,722.00	5,686,486,022.00	81.92
2-1-01-01-01-001-0001		Sueldo básico	4,871,371,000.00	0.00	0.00	4,871,371,000.00	0.00	4,871,371,000.00	412,826,540.00	4,125,734,919.00	84.69	412,826,540.00	4,125,734,919.00	84.69
2-1-01-01-01-001-0002		Horas extras, dominicales, festivos y recargos	37,485,000.00	0.00	-20,000,000.00	17,485,000.00	0.00	17,485,000.00	1,016,079.00	7,594,858.00	43.44	1,016,079.00	7,594,858.00	43.44
2-1-01-01-01-001-0003		Gastos de representación	158,918,000.00	100,000,000.00	147,160,627.00	306,078,627.00	0.00	306,078,627.00	77,110,393.00	275,011,879.00	89.85	77,110,393.00	275,011,879.00	89.85
2-1-01-01-01-001-0004		Subsidio de alimentación	0.00	0.00	5,616,000.00	5,616,000.00	0.00	5,616,000.00	413,400.00	5,208,450.00	92.74	413,400.00	5,208,450.00	92.74
2-1-01-01-01-001-0005		Auxilio de transporte	0.00	0.00	2,812,128.00	2,812,128.00	0.00	2,812,128.00	234,344.00	2,198,928.00	78.19	234,344.00	2,198,928.00	78.19
2-1-01-01-01-001-0006		Prima de servicio	260,703,000.00	0.00	0.00	260,703,000.00	0.00	260,703,000.00	0.00	244,314,246.00	93.71	0.00	244,314,246.00	93.71
2-1-01-01-01-001-0007		Bonificación por servicios prestados	150,542,000.00	0.00	0.00	150,542,000.00	0.00	150,542,000.00	3,254,252.00	114,262,383.00	75.90	3,254,252.00	114,262,383.00	75.90
2-1-01-01-01-001-0008		Prestaciones sociales	816,756,000.00	-117,167,693.00	-200,156,113.00	616,599,887.00	0.00	616,599,887.00	24,139,665.00	233,405,369.00	37.85	24,139,665.00	233,405,369.00	37.85
2-1-01-01-01-001-0008-0000001		Prima de navidad	551,934,000.00	-117,167,693.00	-200,192,243.00	351,741,757.00	0.00	351,741,757.00	8,736,268.00	19,771,422.00	5.62	8,736,268.00	19,771,422.00	5.62
2-1-01-01-01-001-0008-0000002		Prima de vacaciones	264,822,000.00	0.00	36,130.00	264,858,130.00	0.00	264,858,130.00	15,403,397.00	213,633,947.00	80.66	15,403,397.00	213,633,947.00	80.66
2-1-01-01-01-001-0009		Prima técnica salarial	782,954,000.00	0.00	-72,696,945.00	710,257,055.00	0.00	710,257,055.00	134,400,049.00	678,754,990.00	95.56	134,400,049.00	678,754,990.00	95.56
2-1-01-01-01-002		Factores salariales especiales	131,089,000.00	0.00	-20,000,000.00	111,089,000.00	0.00	111,089,000.00	9,675,568.00	87,239,895.00	78.53	9,675,568.00	87,239,895.00	78.53
2-1-01-01-01-002-0012		Prima de antigüedad	131,089,000.00	0.00	-20,000,000.00	111,089,000.00	0.00	111,089,000.00	9,675,568.00	87,239,895.00	78.53	9,675,568.00	87,239,895.00	78.53
2-1-01-01-01-002-0012-0000001		Beneficios a los empleados a corto plazo	131,089,000.00	0.00	-20,000,000.00	111,089,000.00	0.00	111,089,000.00	9,675,568.00	87,239,895.00	78.53	9,675,568.00	87,239,895.00	78.53
2-1-01-01-02		Contribuciones inherentes a la nómina	2,560,304,000.00	0.00	72,116,243.00	2,632,420,243.00	0.00	2,632,420,243.00	294,464,800.00	1,719,012,886.00	65.30	294,518,400.00	1,718,901,286.00	65.30
2-1-01-01-02-001		Aportes a la seguridad social en pensiones	736,205,000.00	0.00	5,347,629.00	741,552,629.00	0.00	741,552,629.00	113,002,060.00	583,389,986.00	78.67	113,002,060.00	583,389,986.00	78.67
2-1-01-01-02-001-0001		Aportes a la seguridad social en pensiones públicas	486,763,000.00	0.00	12,073,792.00	498,836,792.00	0.00	498,836,792.00	68,809,260.00	378,727,834.00	75.92	68,809,260.00	378,727,834.00	75.92
2-1-01-01-02-001-0002		Aportes a la seguridad social en pensiones privadas	249,442,000.00	0.00	-6,726,163.00	242,715,837.00	0.00	242,715,837.00	44,192,800.00	204,662,152.00	84.32	44,192,800.00	204,662,152.00	84.32
2-1-01-01-02-002		Aportes a la seguridad social en salud	521,466,000.00	0.00	-1,844,342.00	519,621,658.00	0.00	519,621,658.00	81,179,960.00	414,626,414.00	79.79	81,179,960.00	414,626,414.00	79.79
2-1-01-01-02-002-0001		Aportes a la seguridad social en salud pública	5,282,000.00	0.00	-5,282,000.00	0.00	0.00	0.00	0.00	0.00	0.00	0.00	0.00	0.00
2-1-01-01-02-002-0002		Aportes a la seguridad social en salud	516,184,000.00	0.00	3,437,658.00	519,621,658.00	0.00	519,621,658.00	81,179,960.00	414,626,414.00	79.79	81,179,960.00	414,626,414.00	79.79

EJECUCION PRESUPUESTO

INFORME DE EJECUCION DEL PRESUPUESTO DE GASTOS E INVERSIONES

ENTIDAD:		206 - FONCEP		MES:						OCTUBRE			
UNIDAD EJECUTORA:		01 - GESTIÓN CORPORATIVA		VIGENCIA FISCAL:						2022			
RUBRO PRESUPUESTAL		APROPIACION					TOTAL COMPROMISOS		EJECUC. PRESUP.	AUTORIZACION DE GIRO		EJEC. AUT. GIRO %	
CODIGO	NOMBRE	INICIAL	MODIFICACIONES		VIGENTE	SUSPENSION	DISPONIBLE	MES		ACUMULADO	MES		ACUMULADO
1	2	3	MES 4	ACUMULADO 5	6=(3+5)	7	8=(6-7)	9	10	11=(10/8)	12	13	14=(13/8)
	privada												
2-1-01-01-02-003	Aportes de cesantías	671,144,000.00	0.00	-2,000,000.00	669,144,000.00	0.00	669,144,000.00	14,382,580.00	230,358,386.00	34.43	14,382,580.00	230,358,386.00	34.43
2-1-01-01-02-003-0001	Aportes de cesantías a fondos públicos	383,750,000.00	0.00	98,000,000.00	481,750,000.00	0.00	481,750,000.00	14,382,580.00	209,243,493.00	43.43	14,382,580.00	209,243,493.00	43.43
2-1-01-01-02-003-0002	Aportes de cesantías a fondos privados	287,394,000.00	0.00	-100,000,000.00	187,394,000.00	0.00	187,394,000.00	0.00	21,114,893.00	11.27	0.00	21,114,893.00	11.27
2-1-01-01-02-004	Aportes a cajas de compensación familiar	266,432,000.00	0.00	28,506,860.00	294,938,860.00	0.00	294,938,860.00	36,244,000.00	206,980,800.00	70.18	36,244,000.00	206,980,800.00	70.18
2-1-01-01-02-004-0001	Compensar	266,432,000.00	0.00	28,506,860.00	294,938,860.00	0.00	294,938,860.00	36,244,000.00	206,980,800.00	70.18	36,244,000.00	206,980,800.00	70.18
2-1-01-01-02-005	Aportes generales al sistema de riesgos laborales	32,023,000.00	0.00	6,466,521.00	38,489,521.00	0.00	38,489,521.00	4,344,400.00	24,910,100.00	64.72	4,398,000.00	24,798,500.00	64.43
2-1-01-01-02-005-0001	Aportes generales al sistema de riesgos laborales públicos	32,023,000.00	0.00	6,466,521.00	38,489,521.00	0.00	38,489,521.00	4,344,400.00	24,910,100.00	64.72	4,398,000.00	24,798,500.00	64.43
2-1-01-01-02-006	Aportes al ICBF	199,819,000.00	0.00	21,385,145.00	221,204,145.00	0.00	221,204,145.00	27,183,800.00	155,239,700.00	70.18	27,183,800.00	155,239,700.00	70.18
2-1-01-01-02-007	Aportes al SENA	133,215,000.00	0.00	14,254,430.00	147,469,430.00	0.00	147,469,430.00	18,128,000.00	103,507,500.00	70.19	18,128,000.00	103,507,500.00	70.19
2-1-01-01-03	Remuneraciones no constitutivas de factor salarial	119,711,000.00	17,167,693.00	83,148,060.00	202,859,060.00	0.00	202,859,060.00	6,264,281.00	173,886,412.00	85.72	6,264,281.00	173,886,412.00	85.72
2-1-01-01-03-001	Prestaciones sociales	39,911,000.00	12,397,185.00	55,283,972.00	95,194,972.00	0.00	95,194,972.00	752,048.00	72,368,724.00	76.02	752,048.00	72,368,724.00	76.02
2-1-01-01-03-001-0002	Indemnización por vacaciones	12,856,000.00	12,397,185.00	53,790,389.00	66,646,389.00	0.00	66,646,389.00	0.00	53,096,300.00	79.67	0.00	53,096,300.00	79.67
2-1-01-01-03-001-0003	Bonificación especial de recreación	27,055,000.00	0.00	1,493,583.00	28,548,583.00	0.00	28,548,583.00	752,048.00	19,272,424.00	67.51	752,048.00	19,272,424.00	67.51
2-1-01-01-03-005	Reconocimiento por permanencia en el servicio público - Bogotá D.C.	77,125,000.00	4,770,508.00	27,864,088.00	104,989,088.00	0.00	104,989,088.00	5,078,659.00	100,218,580.00	95.46	5,078,659.00	100,218,580.00	95.46
2-1-01-01-03-068	Prima secretarial	2,675,000.00	0.00	0.00	2,675,000.00	0.00	2,675,000.00	433,574.00	1,299,108.00	48.56	433,574.00	1,299,108.00	48.56
2-1-02	Adquisición de bienes y servicios	12,717,202,000.00	1,965,462.00	3,685,462.00	12,720,887,462.00	0.00	12,720,887,462.00	121,242,365.00	12,271,181,923.00	96.46	1,025,266,345.00	8,839,268,727.00	69.49
2-1-02-01	Adquisición de activos no financieros	22,626,000.00	-5,736,453.00	-7,546,794.00	15,079,206.00	0.00	15,079,206.00	816,422.00	11,550,797.00	76.60	0.00	809,860.00	5.37
2-1-02-01-01	Activos fijos	22,626,000.00	-5,736,453.00	-7,546,794.00	15,079,206.00	0.00	15,079,206.00	816,422.00	11,550,797.00	76.60	0.00	809,860.00	5.37
2-1-02-01-01-003	Maquinaria y equipo	22,056,000.00	-5,736,453.00	-7,546,794.00	14,509,206.00	0.00	14,509,206.00	816,422.00	11,550,797.00	79.61	0.00	809,860.00	5.58
2-1-02-01-01-003-0001	Maquinaria para uso general	528,000.00	-73,875.00	-78,216.00	449,784.00	0.00	449,784.00	0.00	449,784.00	100.00	0.00	0.00	0.00
2-1-02-01-01-003-0001-000006	Otras máquinas para usos generales y sus partes y piezas	528,000.00	-73,875.00	-78,216.00	449,784.00	0.00	449,784.00	0.00	449,784.00	100.00	0.00	0.00	0.00
2-1-02-01-01-003-0002	Maquinaria para usos especiales	395,000.00	0.00	0.00	395,000.00	0.00	395,000.00	0.00	255,591.00	64.71	0.00	8,845.00	2.24
2-1-02-01-01-003-0002-000007	Aparatos de uso doméstico y sus partes y piezas	395,000.00	0.00	0.00	395,000.00	0.00	395,000.00	0.00	255,591.00	64.71	0.00	8,845.00	2.24
2-1-02-01-01-003-0003	Maquinaria de oficina, contabilidad e informática	1,148,000.00	-331,578.00	-331,578.00	816,422.00	0.00	816,422.00	816,422.00	816,422.00	100.00	0.00	0.00	0.00
2-1-02-01-01-003-0003-0000001	Máquinas para oficina y contabilidad, y sus partes y accesorios	1,148,000.00	-331,578.00	-331,578.00	816,422.00	0.00	816,422.00	816,422.00	816,422.00	100.00	0.00	0.00	0.00

EJECUCION PRESUPUESTO

INFORME DE EJECUCION DEL PRESUPUESTO DE GASTOS E INVERSIONES

ENTIDAD: 206 - FONCEP		MES: OCTUBRE							VIGENCIA FISCAL: 2022		AUTORIZACION DE GIRO		EJEC. AUT. GIRO %	
UNIDAD EJECUTORA: 01 - GESTIÓN CORPORATIVA		APROPIACION					TOTAL COMPROMISOS		EJECUC. PRESUP.	AUTORIZACION DE GIRO		EJEC. AUT. GIRO %		
RUBRO PRESUPUESTAL	CODIGO	NOMBRE	INICIAL	MODIFICACIONES		VIGENTE	SUSPENSION	DISPONIBLE	MES	ACUMULADO	(11=10/8)	MES	ACUMULADO	EJEC. AUT. GIRO %
				MES	ACUMULADO									
1		2	3	4	5	6=(3+5)	7	8=(6-7)	9	10	(11=10/8)	12	13	(14=13/8)
2-1-02-01-01-003-0004		Maquinaria y aparatos eléctricos	5,602,000.00	0.00	0.00	5,602,000.00	0.00	5,602,000.00	0.00	2,783,000.00	49.68	0.00	422,000.00	7.53
2-1-02-01-01-003-0004-000004		Acumuladores, pilas y baterías primarias y sus partes y piezas	1,839,000.00	0.00	0.00	1,839,000.00	0.00	1,839,000.00	0.00	1,671,000.00	90.86	0.00	422,000.00	22.95
2-1-02-01-01-003-0004-000005		Lámparas eléctricas de incandescencia o descarga; lámparas de arco, equipo para alumbrado eléctrico; sus partes y piezas	791,000.00	0.00	0.00	791,000.00	0.00	791,000.00	0.00	640,000.00	80.91	0.00	0.00	0.00
2-1-02-01-01-003-0004-000006		Otro equipo eléctrico y sus partes y piezas	2,972,000.00	0.00	0.00	2,972,000.00	0.00	2,972,000.00	0.00	472,000.00	15.88	0.00	0.00	0.00
2-1-02-01-01-003-0007		Equipo de transporte	14,383,000.00	-5,331,000.00	-7,137,000.00	7,246,000.00	0.00	7,246,000.00	0.00	7,246,000.00	100.00	0.00	379,015.00	5.23
2-1-02-01-01-003-0007-000001		Vehículos automotores, remolques y semirremolques; y sus partes, piezas y accesorios	14,383,000.00	-5,331,000.00	-7,137,000.00	7,246,000.00	0.00	7,246,000.00	0.00	7,246,000.00	100.00	0.00	379,015.00	5.23
2-1-02-01-01-004		Activos fijos no clasificados como maquinaria y equipo	570,000.00	0.00	0.00	570,000.00	0.00	570,000.00	0.00	0.00	0.00	0.00	0.00	0.00
2-1-02-01-01-004-0001		Muebles, instrumentos musicales, artículos de deporte y antigüedades	570,000.00	0.00	0.00	570,000.00	0.00	570,000.00	0.00	0.00	0.00	0.00	0.00	0.00
2-1-02-01-01-004-0001-000106		Partes y piezas de muebles	570,000.00	0.00	0.00	570,000.00	0.00	570,000.00	0.00	0.00	0.00	0.00	0.00	0.00
2-1-02-02		Adquisiciones diferentes de activos	12,694,576,000.00	7,701,915.00	11,232,256.00	12,705,808,256.00	0.00	12,705,808,256.00	120,425,943.00	12,259,631,126.00	96.49	1,025,266,345.00	8,838,458,867.00	69.56
2-1-02-02-01		Materiales y suministros	161,722,000.00	-15,271,225.00	-53,520,241.00	108,201,759.00	0.00	108,201,759.00	8,457,837.00	70,083,904.00	64.77	6,500,846.00	22,159,292.00	20.48
2-1-02-02-01-002		Productos alimenticios, bebidas y tabaco; textiles, prendas de vestir y productos de cuero	18,530,000.00	5,480,004.00	10,581,036.00	29,111,036.00	0.00	29,111,036.00	0.00	20,935,800.00	71.92	1,566,305.00	7,620,497.00	26.18
2-1-02-02-01-002-0003		Productos de molinería, almidones y productos derivados del almidón; otros productos alimenticios	11,252,000.00	4,881,356.00	10,846,569.00	22,098,569.00	0.00	22,098,569.00	0.00	14,695,072.00	66.50	622,015.00	6,325,747.00	28.63
2-1-02-02-01-002-0003-2352001		Azúcar refinada	864,000.00	819,000.00	819,000.00	1,683,000.00	0.00	1,683,000.00	0.00	722,000.00	42.90	0.00	353,471.00	21.00
2-1-02-02-01-002-0003-2352002		Panela granulada y/o pulverizada, deshidratada (polvo, cubos, etc.)	3,400,000.00	747,730.00	747,730.00	4,147,730.00	0.00	4,147,730.00	0.00	2,666,667.00	64.29	239,977.00	1,828,070.00	44.07
2-1-02-02-01-002-0003-2381302		Café molido	5,800,000.00	3,205,000.00	4,983,802.00	10,783,802.00	0.00	10,783,802.00	0.00	6,262,202.00	58.07	0.00	2,613,074.00	24.23
2-1-02-02-01-002-0003-2399599		Condimentos compuestos n.c.p.	108,000.00	0.00	0.00	108,000.00	0.00	108,000.00	0.00	76,125.00	70.49	0.00	0.00	0.00
2-1-02-02-01-002-0003-2399921		Productos aromáticos diversos	1,080,000.00	109,626.00	4,296,037.00	5,376,037.00	0.00	5,376,037.00	0.00	4,968,078.00	92.41	382,038.00	1,531,132.00	28.48
2-1-02-02-01-002-0004		Bebidas	6,359,000.00	0.00	-1,499,277.00	4,859,723.00	0.00	4,859,723.00	0.00	4,859,723.00	100.00	899,307.00	899,307.00	18.51
2-1-02-02-01-002-0004-2441001		Agua purificada (envasada)	6,359,000.00	0.00	-1,499,277.00	4,859,723.00	0.00	4,859,723.00	0.00	4,859,723.00	100.00	899,307.00	899,307.00	18.51
2-1-02-02-01-002-0007		Artículos textiles (excepto prendas de vestir)	714,000.00	598,648.00	1,232,370.00	1,946,370.00	0.00	1,946,370.00	0.00	1,174,631.00	60.35	44,983.00	395,443.00	20.32
2-1-02-02-01-002-0007-2712008		Accesorios para cocina en tejidos de algodón	274,000.00	0.00	53,332.00	327,332.00	0.00	327,332.00	0.00	283,999.00	86.76	0.00	166,578.00	50.89

EJECUCION PRESUPUESTO

INFORME DE EJECUCION DEL PRESUPUESTO DE GASTOS E INVERSIONES

ENTIDAD: 206 - FONCEP		MES:							OCTUBRE				
UNIDAD EJECUTORA: 01 - GESTIÓN CORPORATIVA		VIGENCIA FISCAL:							2022				
RUBRO PRESUPUESTAL		APROPIACION						TOTAL COMPROMISOS		EJECUC. PRESUP.	AUTORIZACION DE GIRO		EJEC. AUT. GIRO %
1	2	3	MODIFICACIONES		6=(3+5)	7	8=(6-7)	9	10	(11=10/8)	12	13	(14=13/8)
CODIGO	NOMBRE	INICIAL	MES	ACUMULADO				MES	ACUMULADO		MES	ACUMULADO	
			4	5									
2-1-02-02-01-002-0007-2719004	Tapabocas y otras prendas de ropa médica	5,000.00	0.00	27,499.00	32,499.00	0.00	32,499.00	0.00	32,499.00	100.00	0.00	0.00	0.00
2-1-02-02-01-002-0007-2719009	Paños absorbentes desechables para uso doméstico	80,000.00	347,348.00	489,320.00	569,320.00	0.00	569,320.00	0.00	199,305.00	35.01	7,922.00	46,102.00	8.10
2-1-02-02-01-002-0007-2732007	Mechas para trapeo	133,000.00	121,300.00	280,240.00	413,240.00	0.00	413,240.00	0.00	260,349.00	63.00	33,858.00	128,662.00	31.13
2-1-02-02-01-002-0007-2799804	Discos para brillar y/o pulir elaborados con materiales textiles	222,000.00	130,000.00	381,979.00	603,979.00	0.00	603,979.00	0.00	398,479.00	65.98	3,203.00	54,101.00	8.96
2-1-02-02-01-002-0008	Tejido de punto o ganchillo; prendas de vestir	205,000.00	0.00	1,374.00	206,374.00	0.00	206,374.00	0.00	206,374.00	100.00	0.00	0.00	0.00
2-1-02-02-01-002-0008-2823803	Guantes de fibras artificiales y sintéticas	205,000.00	0.00	1,374.00	206,374.00	0.00	206,374.00	0.00	206,374.00	100.00	0.00	0.00	0.00
2-1-02-02-01-003	Otros bienes transportables (excepto productos metálicos, maquinaria y equipo)	138,399,000.00	-20,399,307.00	-63,749,355.00	74,649,645.00	0.00	74,649,645.00	8,214,837.00	48,882,721.00	65.48	4,934,541.00	14,519,572.00	19.45
2-1-02-02-01-003-0002	Pasta o pulpa, papel y productos de papel; impresos y artículos similares	50,466,000.00	-14,513,383.00	-16,446,713.00	34,019,287.00	0.00	34,019,287.00	5,827,000.00	20,894,291.00	61.42	1,232,903.00	4,546,892.00	13.37
2-1-02-02-01-003-0002-3211599	Pastas o pulpas de otras fibras n.c.p. para papel	5,448,000.00	0.00	0.00	5,448,000.00	0.00	5,448,000.00	0.00	544,800.00	10.00	0.00	544,800.00	10.00
2-1-02-02-01-003-0002-3212901	Papel bond	5,265,000.00	0.00	-5,265,000.00	0.00	0.00	0.00	0.00	0.00	0.00	0.00	0.00	0.00
2-1-02-02-01-003-0002-3213101	Papel del tipo utilizado para papel higiénico	5,900,000.00	2,685,000.00	4,354,650.00	10,254,650.00	0.00	10,254,650.00	0.00	6,553,804.00	63.91	482,169.00	1,383,052.00	13.49
2-1-02-02-01-003-0002-3215307	Cajas de cartón litografiadas	13,861,000.00	-10,585,000.00	-10,585,000.00	3,276,000.00	0.00	3,276,000.00	3,276,000.00	3,276,000.00	100.00	0.00	0.00	0.00
2-1-02-02-01-003-0002-3215317	Fólderes	11,000,000.00	-8,786,400.00	-8,786,400.00	2,213,600.00	0.00	2,213,600.00	2,213,600.00	2,213,600.00	100.00	0.00	0.00	0.00
2-1-02-02-01-003-0002-3219202	Sobres de manila	632,000.00	-294,600.00	-294,600.00	337,400.00	0.00	337,400.00	337,400.00	337,400.00	100.00	0.00	0.00	0.00
2-1-02-02-01-003-0002-3219304	Toallas de papel	4,144,000.00	780,626.00	2,411,611.00	6,555,611.00	0.00	6,555,611.00	0.00	4,476,318.00	68.28	472,497.00	1,496,241.00	22.82
2-1-02-02-01-003-0002-3219305	Servilletas de papel	1,096,000.00	150,991.00	182,026.00	1,278,026.00	0.00	1,278,026.00	0.00	965,702.00	75.56	90,410.00	237,326.00	18.57
2-1-02-02-01-003-0002-3219907	Vasos de papel o cartón	3,120,000.00	1,536,000.00	1,536,000.00	4,656,000.00	0.00	4,656,000.00	0.00	2,526,667.00	54.27	187,827.00	885,473.00	19.02
2-1-02-02-01-003-0003	Productos de hornos de coque; productos de refinación de petróleo y combustible nuclear	19,793,000.00	187,000.00	-6,790,143.00	13,002,857.00	0.00	13,002,857.00	0.00	12,645,238.00	97.25	860,427.00	4,643,960.00	35.71
2-1-02-02-01-003-0003-3331101	Gasolina motor corriente	13,824,000.00	0.00	-5,830,388.00	7,993,612.00	0.00	7,993,612.00	0.00	7,993,612.00	100.00	382,758.00	3,030,418.00	37.91
2-1-02-02-01-003-0003-3335002	Varsol	120,000.00	27,000.00	58,627.00	178,627.00	0.00	178,627.00	0.00	114,008.00	63.82	0.00	10,269.00	5.75
2-1-02-02-01-003-0003-3335003	Thiner	90,000.00	0.00	0.00	90,000.00	0.00	90,000.00	0.00	0.00	0.00	0.00	0.00	0.00
2-1-02-02-01-003-0003-3335099	Disolventes n.c.p. derivados del petróleo	57,000.00	160,000.00	746,466.00	803,466.00	0.00	803,466.00	0.00	600,466.00	74.73	58,634.00	217,396.00	27.06
2-1-02-02-01-003-0003-3336103	Diésel oil ACPM (fuel gas oil marine gas)	5,702,000.00	0.00	-1,764,848.00	3,937,152.00	0.00	3,937,152.00	0.00	3,937,152.00	100.00	419,035.00	1,385,877.00	35.20

EJECUCION PRESUPUESTO

INFORME DE EJECUCION DEL PRESUPUESTO DE GASTOS E INVERSIONES

ENTIDAD: 206 - FONCEP		MES:							OCTUBRE					
UNIDAD EJECUTORA: 01 - GESTIÓN CORPORATIVA		VIGENCIA FISCAL:							2022					
RUBRO PRESUPUESTAL		APROPIACION					TOTAL COMPROMISOS		EJECUC. PRESUP.	AUTORIZACION DE GIRO		EJEC. AUT. GIRO %		
1	CODIGO	2	3	MODIFICACIONES		6=(3+5)	7	8=(6-7)	9	10	(11=10/8)	12	13	(14=13/8)
				4	5									
2-1-02-02-01-003-0004	Químicos básicos		1,569,000.00	159,100.00	197,584.00	1,766,584.00	0.00	1,766,584.00	0.00	1,355,179.00	76.71	125,657.00	376,972.00	21.34
2-1-02-02-01-003-0004-3413999	Alcoholes n.c.p.		1,545,000.00	159,100.00	197,584.00	1,742,584.00	0.00	1,742,584.00	0.00	1,355,179.00	77.77	125,657.00	376,972.00	21.63
2-1-02-02-01-003-0004-3479025	Siliconas		24,000.00	0.00	0.00	24,000.00	0.00	24,000.00	0.00	0.00	0.00	0.00	0.00	0.00
2-1-02-02-01-003-0005	Otros productos químicos; fibras artificiales (o fibras industriales hechas por el hombre)		20,643,000.00	-5,060,834.00	-5,908,691.00	14,734,309.00	0.00	14,734,309.00	254,998.00	7,328,134.00	49.74	2,425,141.00	3,955,009.00	26.84
2-1-02-02-01-003-0005-3511001	Pinturas para agua, P.V.A. y similares (emulsiones)		900,000.00	0.00	0.00	900,000.00	0.00	900,000.00	0.00	0.00	0.00	0.00	0.00	0.00
2-1-02-02-01-003-0005-3514007	Tinta para sellos		780,000.00	-643,784.00	-643,784.00	136,216.00	0.00	136,216.00	136,216.00	136,216.00	100.00	0.00	0.00	0.00
2-1-02-02-01-003-0005-3532101	Jabones en pasta para lavar		640,000.00	0.00	25,560.00	665,560.00	0.00	665,560.00	0.00	362,155.00	54.41	0.00	99,487.00	14.95
2-1-02-02-01-003-0005-3532102	Jabones en polvo para lavar		254,000.00	-101,667.00	-101,667.00	152,333.00	0.00	152,333.00	0.00	152,333.00	100.00	24,872.00	24,872.00	16.33
2-1-02-02-01-003-0005-3532105	Jabones de tocador		1,357,000.00	0.00	0.00	1,357,000.00	0.00	1,357,000.00	0.00	831,667.00	61.29	35,885.00	115,187.00	8.49
2-1-02-02-01-003-0005-3532201	Detergentes en polvo		527,000.00	19,000.00	19,000.00	546,000.00	0.00	546,000.00	0.00	410,333.00	75.15	28,553.00	138,090.00	25.29
2-1-02-02-01-003-0005-3532204	Preparaciones para limpiar vidrios		259,000.00	-8,928.00	63,367.00	322,367.00	0.00	322,367.00	0.00	242,962.00	75.37	22,843.00	76,141.00	23.62
2-1-02-02-01-003-0005-3532208	Champú para alfombras		20,000.00	-10,374.00	89,157.00	109,157.00	0.00	109,157.00	0.00	104,531.00	95.76	66,977.00	66,977.00	61.36
2-1-02-02-01-003-0005-3532209	Preparaciones desengrasantes para pisos		300,000.00	42,720.00	112,341.00	412,341.00	0.00	412,341.00	0.00	217,954.00	52.86	0.00	166,110.00	40.28
2-1-02-02-01-003-0005-3532210	Productos blanqueadores y desmanchadores		336,000.00	82,962.00	379,455.00	715,455.00	0.00	715,455.00	0.00	519,160.00	72.56	52,774.00	281,460.00	39.34
2-1-02-02-01-003-0005-3532213	Preparaciones para limpieza de equipos de oficina		377,000.00	0.00	251,456.00	628,456.00	0.00	628,456.00	0.00	430,789.00	68.55	0.00	79,452.00	12.64
2-1-02-02-01-003-0005-3532301	Champús		5,448,000.00	-1,499,277.00	-1,499,277.00	3,948,723.00	0.00	3,948,723.00	0.00	0.00	0.00	0.00	0.00	0.00
2-1-02-02-01-003-0005-3533102	Purificadores líquidos de ambiente		660,000.00	118,500.00	118,500.00	778,500.00	0.00	778,500.00	0.00	493,333.00	63.37	44,057.00	372,104.00	47.80
2-1-02-02-01-003-0005-3533104	Ambientadores provistos de dispositivos eléctricos		465,000.00	0.00	0.00	465,000.00	0.00	465,000.00	0.00	348,667.00	74.98	15,140.00	185,078.00	39.80
2-1-02-02-01-003-0005-3533202	Ceras para pisos		522,000.00	42,000.00	122,779.00	644,779.00	0.00	644,779.00	0.00	269,612.00	41.81	44,400.00	67,631.00	10.49
2-1-02-02-01-003-0005-3542004	Pegantes de origen vegetal		220,000.00	-101,218.00	-101,218.00	118,782.00	0.00	118,782.00	118,782.00	118,782.00	100.00	0.00	0.00	0.00
2-1-02-02-01-003-0005-3543006	Líquido para frenos hidráulicos		756,000.00	0.00	-156,000.00	600,000.00	0.00	600,000.00	0.00	600,000.00	100.00	0.00	192,780.00	32.13
2-1-02-02-01-003-0005-3544203	Mezclas químicas para extintores		6,678,000.00	-3,000,768.00	-4,588,360.00	2,089,640.00	0.00	2,089,640.00	0.00	2,089,640.00	100.00	2,089,640.00	2,089,640.00	100.00
2-1-02-02-01-003-0005-3549914	Mezcla especial de gases para soldadura (Agamix)		144,000.00	0.00	0.00	144,000.00	0.00	144,000.00	0.00	0.00	0.00	0.00	0.00	0.00
2-1-02-02-01-003-0006	Productos de caucho y plástico		43,018,000.00	-464,149.00	-34,103,802.00	8,914,198.00	0.00	8,914,198.00	1,767,360.00	5,091,265.00	57.11	85,738.00	699,179.00	7.84
2-1-02-02-01-003-0006-3611101	Llantas de caucho para automóviles		1,600,000.00	0.00	0.00	1,600,000.00	0.00	1,600,000.00	0.00	1,600,000.00	100.00	0.00	0.00	0.00

EJECUCION PRESUPUESTO

INFORME DE EJECUCION DEL PRESUPUESTO DE GASTOS E INVERSIONES

ENTIDAD: 206 - FONCEP		MES:							OCTUBRE				
UNIDAD EJECUTORA: 01 - GESTIÓN CORPORATIVA		VIGENCIA FISCAL:							2022				
RUBRO PRESUPUESTAL		APROPIACION					TOTAL COMPROMISOS		EJECUC. PRESUP. (11=10/8)	AUTORIZACION DE GIRO		EJEC. AUT. GIRO % (14=13/8)	
CODIGO	NOMBRE	INICIAL	MODIFICACIONES		VIGENTE	SUSPENSION	DISPONIBLE	MES		ACUMULADO	MES		ACUMULADO
1	2	3	MES	ACUMULADO	6=(3+5)	7	8=(6-7)	9	10	12	13	14=13/8	
2-1-02-02-01-003-0006-3626001	Guantes de caucho	1,053,000.00	-459,609.00	-312,908.00	740,092.00	0.00	740,092.00	0.00	740,092.00	100.00	19,577.00	65,738.00	8.88
2-1-02-02-01-003-0006-3627018	Borradores de caucho	700,000.00	-241,450.00	-241,450.00	458,550.00	0.00	458,550.00	458,550.00	458,550.00	100.00	0.00	0.00	0.00
2-1-02-02-01-003-0006-3627098	Artículos de caucho n.c.p. para escritorio	900,000.00	0.00	0.00	900,000.00	0.00	900,000.00	0.00	0.00	0.00	0.00	0.00	0.00
2-1-02-02-01-003-0006-3627099	Artículos de caucho n.c.p.	100,000.00	0.00	0.00	100,000.00	0.00	100,000.00	0.00	100,000.00	100.00	0.00	100,000.00	100.00
2-1-02-02-01-003-0006-3641001	Bolsas de material plástico sin impresión	417,000.00	783,000.00	1,117,660.00	1,534,660.00	0.00	1,534,660.00	0.00	660,827.00	43.06	66,161.00	457,056.00	29.78
2-1-02-02-01-003-0006-3649018	Zuncho plástico	30,000.00	0.00	0.00	30,000.00	0.00	30,000.00	0.00	0.00	0.00	0.00	0.00	0.00
2-1-02-02-01-003-0006-3649098	Envases n.c.p. de material plástico	216,000.00	20,100.00	82,086.00	298,086.00	0.00	298,086.00	0.00	202,986.00	68.10	0.00	65,433.00	21.95
2-1-02-02-01-003-0006-3692001	Cintas aislantes	100,000.00	0.00	0.00	100,000.00	0.00	100,000.00	0.00	0.00	0.00	0.00	0.00	0.00
2-1-02-02-01-003-0006-3692002	Cinta autoadhesiva	288,000.00	0.00	0.00	288,000.00	0.00	288,000.00	0.00	0.00	0.00	0.00	0.00	0.00
2-1-02-02-01-003-0006-3692007	Cintas pegantes (transparentes)	1,875,000.00	-566,190.00	-566,190.00	1,308,810.00	0.00	1,308,810.00	1,308,810.00	1,308,810.00	100.00	0.00	0.00	0.00
2-1-02-02-01-003-0006-3693001	Artículos de material plástico para servicios sanitarios	42,000.00	0.00	0.00	42,000.00	0.00	42,000.00	0.00	0.00	0.00	0.00	0.00	0.00
2-1-02-02-01-003-0006-3693002	Asientos de material plástico para sanitarios	1,400,000.00	0.00	0.00	1,400,000.00	0.00	1,400,000.00	0.00	0.00	0.00	0.00	0.00	0.00
2-1-02-02-01-003-0006-3699006	Ganchos legajadores plásticos	1,500,000.00	0.00	-1,500,000.00	0.00	0.00	0.00	0.00	0.00	0.00	0.00	0.00	0.00
2-1-02-02-01-003-0006-3699022	Caretas de material plástico para protección	40,000.00	0.00	0.00	40,000.00	0.00	40,000.00	0.00	0.00	0.00	0.00	0.00	0.00
2-1-02-02-01-003-0006-3699038	Grapas plásticas	14,000.00	0.00	0.00	14,000.00	0.00	14,000.00	0.00	0.00	0.00	0.00	0.00	0.00
2-1-02-02-01-003-0006-3699061	Figuras decorativas y artísticas de material plástico	32,683,000.00	0.00	-32,683,000.00	0.00	0.00	0.00	0.00	0.00	0.00	0.00	0.00	0.00
2-1-02-02-01-003-0006-3699097	Artículos n.c.p. de material plástico para uso industrial	60,000.00	0.00	0.00	60,000.00	0.00	60,000.00	0.00	20,000.00	33.33	0.00	10,952.00	18.25
2-1-02-02-01-003-0007	Vidrio y productos de vidrio y otros productos no metálicos n.c.p.	400,000.00	-399,183.00	-399,183.00	817.00	0.00	817.00	0.00	817.00	100.00	0.00	0.00	0.00
2-1-02-02-01-003-0007-3719998	Productos de vidrio n.c.p.	400,000.00	-399,183.00	-399,183.00	817.00	0.00	817.00	0.00	817.00	100.00	0.00	0.00	0.00
2-1-02-02-01-003-0008	Muebles; otros bienes transportables n.c.p.	2,510,000.00	-307,858.00	-298,407.00	2,211,593.00	0.00	2,211,593.00	365,479.00	1,567,797.00	70.89	204,675.00	297,560.00	13.45
2-1-02-02-01-003-0008-3891102	Boligrafos	300,000.00	-132,980.00	-132,980.00	167,020.00	0.00	167,020.00	166,999.00	166,999.00	99.99	0.00	0.00	0.00
2-1-02-02-01-003-0008-3891106	Lápices	380,000.00	-181,520.00	-181,520.00	198,480.00	0.00	198,480.00	198,480.00	198,480.00	100.00	0.00	0.00	0.00
2-1-02-02-01-003-0008-3891207	Almohadillas para sellos	1,000,000.00	0.00	-1,000,000.00	0.00	0.00	0.00	0.00	0.00	0.00	0.00	0.00	0.00
2-1-02-02-01-003-0008-3899301	Escobas y cepillos de material plástico	78,000.00	6,642.00	6,642.00	84,642.00	0.00	84,642.00	0.00	33,200.00	39.22	0.00	31,107.00	36.75
2-1-02-02-01-003-0008-3899302	Escobas	304,000.00	0.00	182,305.00	486,305.00	0.00	486,305.00	0.00	296,305.00	60.93	15,376.00	15,376.00	3.16

EJECUCION PRESUPUESTO

INFORME DE EJECUCION DEL PRESUPUESTO DE GASTOS E INVERSIONES

ENTIDAD: 206 - FONCEP		MES: OCTUBRE							VIGENCIA FISCAL: 2022		AUTORIZACION DE GIRO		EJEC. AUT. GIRO %	
UNIDAD EJECUTORA: 01 - GESTIÓN CORPORATIVA		APROPIACION					TOTAL COMPROMISOS		EJECUC. PRESUP. (11=10/8)	AUTORIZACION DE GIRO		EJEC. AUT. GIRO % (14=13/8)		
RUBRO PRESUPUESTAL		INICIAL	MODIFICACIONES		VIGENTE	SUSPENSION	DISPONIBLE	MES		ACUMULADO	MES		ACUMULADO	
1	CODIGO	2	3	4	5	6=(3+5)	7	8=(6-7)	9	10	12	13	14=13/8	
2-1-02-02-01-003-0008-3899303		Cepillos para lavar o fregar	38,000.00	0.00	99,491.00	137,491.00	0.00	137,491.00	0.00	112,491.00	81.82	7,850.00	17,887.00	13.01
2-1-02-02-01-003-0008-3899310		Brochas para pintar	46,000.00	0.00	0.00	46,000.00	0.00	46,000.00	0.00	0.00	0.00	0.00	0.00	0.00
2-1-02-02-01-003-0008-3899311		Rodillos para pintar	196,000.00	0.00	0.00	196,000.00	0.00	196,000.00	0.00	0.00	0.00	0.00	0.00	0.00
2-1-02-02-01-003-0008-3899913		Termos de material plástico	68,000.00	0.00	727,655.00	795,655.00	0.00	795,655.00	0.00	760,322.00	95.56	181,449.00	233,190.00	29.31
2-1-02-02-01-003-0008-3899918		Guantes industriales	100,000.00	0.00	0.00	100,000.00	0.00	100,000.00	0.00	0.00	0.00	0.00	0.00	0.00
2-1-02-02-01-004		Productos metálicos y paquetes de software	4,793,000.00	-351,922.00	-351,922.00	4,441,078.00	0.00	4,441,078.00	243,000.00	265,383.00	5.98	0.00	19,223.00	0.43
2-1-02-02-01-004-0002		Productos metálicos elaborados (excepto maquinaria y equipo)	4,793,000.00	-351,922.00	-351,922.00	4,441,078.00	0.00	4,441,078.00	243,000.00	265,383.00	5.98	0.00	19,223.00	0.43
2-1-02-02-01-004-0002-4291107		Accesorios metálicos para cuartos de baño	3,925,000.00	0.00	0.00	3,925,000.00	0.00	3,925,000.00	0.00	0.00	0.00	0.00	0.00	0.00
2-1-02-02-01-004-0002-4291231		Esponjas y esponjillas metálicas	52,000.00	0.00	0.00	52,000.00	0.00	52,000.00	0.00	22,383.00	43.04	0.00	19,223.00	36.97
2-1-02-02-01-004-0002-4294411		Remaches	5,000.00	0.00	0.00	5,000.00	0.00	5,000.00	0.00	0.00	0.00	0.00	0.00	0.00
2-1-02-02-01-004-0002-4299502		Clips	595,000.00	-351,922.00	-351,922.00	243,078.00	0.00	243,078.00	243,000.00	243,000.00	99.97	0.00	0.00	0.00
2-1-02-02-01-004-0002-4299991		Artículos n.c.p. de ferretería y cerrajería	216,000.00	0.00	0.00	216,000.00	0.00	216,000.00	0.00	0.00	0.00	0.00	0.00	0.00
2-1-02-02-02		Adquisición de servicios	12,532,854,000.00	22,973,140.00	64,752,497.00	12,597,606,497.00	0.00	12,597,606,497.00	111,968,106.00	12,189,547,222.00	96.76	1,018,765,499.00	8,816,299,575.00	69.98
2-1-02-02-02-006		Servicios de alojamiento; servicios de suministro de comidas y bebidas; servicios de transporte; y servicios de distribución de electricidad, gas y agua	120,537,000.00	0.00	14,251,768.00	134,788,768.00	0.00	134,788,768.00	1,272,241.00	129,282,201.00	95.91	11,312,491.00	89,877,998.00	66.68
2-1-02-02-02-006-0003		Alojamiento; servicios de suministros de comidas y bebidas	500,000.00	0.00	-500,000.00	0.00	0.00	0.00	0.00	0.00	0.00	0.00	0.00	0.00
2-1-02-02-02-006-0003-0063111		Servicios de alojamiento en hoteles	500,000.00	0.00	-500,000.00	0.00	0.00	0.00	0.00	0.00	0.00	0.00	0.00	0.00
2-1-02-02-02-006-0004		Servicios de transporte de pasajeros	3,437,000.00	0.00	0.00	3,437,000.00	0.00	3,437,000.00	0.00	292,000.00	8.50	0.00	292,000.00	8.50
2-1-02-02-02-006-0004-0064114		Servicios de transporte terrestre especial local de pasajeros	1,998,000.00	0.00	0.00	1,998,000.00	0.00	1,998,000.00	0.00	292,000.00	14.61	0.00	292,000.00	14.61
2-1-02-02-02-006-0004-0064241		Servicios de transporte aéreo de pasajeros, excepto los servicios de aerotaxi	1,439,000.00	0.00	0.00	1,439,000.00	0.00	1,439,000.00	0.00	0.00	0.00	0.00	0.00	0.00
2-1-02-02-02-006-0007		Servicios de apoyo al transporte	11,228,000.00	0.00	-6,000,000.00	5,228,000.00	0.00	5,228,000.00	1,272,241.00	2,866,433.00	54.83	1,272,241.00	2,866,433.00	54.83
2-1-02-02-02-006-0007-0067430		Servicios de parqueaderos	11,228,000.00	0.00	-6,000,000.00	5,228,000.00	0.00	5,228,000.00	1,272,241.00	2,866,433.00	54.83	1,272,241.00	2,866,433.00	54.83
2-1-02-02-02-006-0008		Servicios postales y de mensajería	105,372,000.00	0.00	20,751,768.00	126,123,768.00	0.00	126,123,768.00	0.00	126,123,768.00	100.00	10,040,250.00	86,719,565.00	68.76
2-1-02-02-02-006-0008-0068021		Servicios locales de mensajería nacional	105,372,000.00	0.00	20,751,768.00	126,123,768.00	0.00	126,123,768.00	0.00	126,123,768.00	100.00	10,040,250.00	86,719,565.00	68.76

EJECUCION PRESUPUESTO

INFORME DE EJECUCION DEL PRESUPUESTO DE GASTOS E INVERSIONES

ENTIDAD: 206 - FONCEP		MES:							OCTUBRE					
UNIDAD EJECUTORA: 01 - GESTIÓN CORPORATIVA		VIGENCIA FISCAL:							2022					
RUBRO PRESUPUESTAL		APROPIACION						TOTAL COMPROMISOS		EJECUC. PRESUP.	AUTORIZACION DE GIRO		EJEC. AUT. GIRO %	
1	CODIGO	NOMBRE	INICIAL	MODIFICACIONES		VIGENTE	SUSPENSION	DISPONIBLE	MES	ACUMULADO	(11=10/8)	MES	ACUMULADO	(14=13/8)
				MES 4	ACUMULADO 5									
3	4	5	6=(3+5)	7	8=(6-7)	9	10	11	12	13	14			
2-1-02-02-02-007		Servicios financieros y servicios conexos, servicios inmobiliarios y servicios de leasing	1,964,607,000.00	-607,965.00	125,971,955.00	2,090,578,955.00	0.00	2,090,578,955.00	89,818.00	2,016,518,121.00	96.46	75,248,711.00	1,373,592,059.00	65.70
2-1-02-02-02-007-0001		Servicios financieros y servicios conexos	566,041,000.00	0.00	7,380,664.00	573,421,664.00	0.00	573,421,664.00	89,818.00	565,397,135.00	98.60	14,059,909.00	502,068,833.00	87.56
2-1-02-02-02-007-0001-3471347		Servicio de seguro obligatorio de accidentes de tránsito (SOAT)	2,742,000.00	0.00	380,073.00	3,122,073.00	0.00	3,122,073.00	0.00	1,958,324.00	62.73	0.00	0.00	0.00
2-1-02-02-02-007-0001-3571351		Servicios de seguros de vehículos automotores	20,903,000.00	0.00	64.00	20,903,064.00	0.00	20,903,064.00	0.00	20,903,064.00	100.00	0.00	20,903,064.00	100.00
2-1-02-02-02-007-0001-3571354		Servicios de seguros contra incendio, terremoto o sustracción	8,965,000.00	0.00	180.00	8,965,180.00	0.00	8,965,180.00	0.00	8,965,180.00	100.00	0.00	8,965,180.00	100.00
2-1-02-02-02-007-0001-3571355		Servicios de seguros generales de responsabilidad civil	244,545,000.00	0.00	0.00	244,545,000.00	0.00	244,545,000.00	0.00	244,545,000.00	100.00	0.00	244,545,000.00	100.00
2-1-02-02-02-007-0001-3571359		Otros servicios de seguros distintos de los seguros de vida n.c.p.	116,193,000.00	0.00	5,000,347.00	121,193,347.00	0.00	121,193,347.00	0.00	121,193,347.00	100.00	20,313.00	116,213,106.00	95.89
2-1-02-02-02-007-0001-5071541		Servicios fiduciarios	160,680,000.00	0.00	0.00	160,680,000.00	0.00	160,680,000.00	0.00	160,680,000.00	100.00	13,390,000.00	107,120,000.00	66.67
2-1-02-02-02-007-0001-5071542		Servicios de custodia	9,315,000.00	0.00	0.00	9,315,000.00	0.00	9,315,000.00	0.00	4,509,184.00	48.41	559,778.00	1,679,447.00	18.03
2-1-02-02-02-007-0001-5071594		Servicios de procesamiento y compensación de transacciones financieras	1,735,000.00	0.00	0.00	1,735,000.00	0.00	1,735,000.00	0.00	0.00	0.00	0.00	0.00	0.00
2-1-02-02-02-007-0001-6071640		Servicios de administración de fondos de pensiones y cesantías	963,000.00	0.00	2,000,000.00	2,963,000.00	0.00	2,963,000.00	89,818.00	2,643,036.00	89.20	89,818.00	2,643,036.00	89.20
2-1-02-02-02-007-0002		Servicios inmobiliarios	704,640,000.00	0.00	10,433,196.00	715,073,196.00	0.00	715,073,196.00	0.00	715,073,196.00	100.00	59,158,893.00	592,201,448.00	82.82
2-1-02-02-02-007-0002-0072111		Servicios de alquiler o arrendamiento con o sin opción de compra, relativos a bienes inmuebles	489,960,000.00	0.00	396.00	489,960,396.00	0.00	489,960,396.00	0.00	489,960,396.00	100.00	42,362,161.00	423,621,610.00	86.46
2-1-02-02-02-007-0002-0072112		Servicios de alquiler o arrendamiento con o sin opción de compra, relativos a bienes inmuebles no residenciales (difiere	0.00	0.00	18,385,536.00	18,385,536.00	0.00	18,385,536.00	0.00	18,385,536.00	100.00	0.00	0.00	0.00
2-1-02-02-02-007-0002-0072212		Servicios de administración de bienes inmuebles no residenciales (diferentes a vivienda) a comisión o por contrato	214,680,000.00	0.00	-7,952,736.00	206,727,264.00	0.00	206,727,264.00	0.00	206,727,264.00	100.00	16,796,732.00	168,579,838.00	81.55
2-1-02-02-02-007-0003		Servicios de arrendamiento o alquiler sin operario	693,926,000.00	-607,965.00	108,158,095.00	802,084,095.00	0.00	802,084,095.00	0.00	736,047,790.00	91.77	2,029,909.00	279,321,778.00	34.82
2-1-02-02-02-007-0003-0073129		Servicios de arrendamiento sin opción de compra de maquinaria y equipo sin operario n.c.p.	38,790,000.00	-607,965.00	-12,579,128.00	26,210,872.00	0.00	26,210,872.00	0.00	25,774,567.00	98.34	2,029,909.00	19,332,878.00	73.76
2-1-02-02-02-007-0003-0073390		Derechos de uso de otros productos de propiedad intelectual	655,136,000.00	0.00	120,737,223.00	775,873,223.00	0.00	775,873,223.00	0.00	710,273,223.00	91.55	0.00	259,988,900.00	33.51
2-1-02-02-02-008		Servicios prestados a las empresas y servicios de producción	10,110,437,000.00	23,581,105.00	-25,750,768.00	10,084,686,232.00	0.00	10,084,686,232.00	110,606,047.00	9,765,354,458.00	96.83	925,364,297.00	7,345,625,618.00	72.84
2-1-02-02-02-008-0002		Servicios jurídicos y contables	2,107,258,000.00	10,371,105.00	146,073,655.00	2,253,331,655.00	0.00	2,253,331,655.00	42,218,359.00	2,229,316,186.00	98.93	199,720,131.00	1,750,973,750.00	77.71
2-1-02-02-02-008-0002-0282120		Servicios de asesoramiento y representación jurídica relativos a otros campos del derecho. (CPC, División 82)	0.00	1,965,462.00	51,965,462.00	51,965,462.00	0.00	51,965,462.00	1,781,242.00	47,994,609.00	92.36	1,781,242.00	45,577,557.00	87.71
2-1-02-02-02-008-0002-0282130		Servicios de documentación y certificación jurídica	2,808,000.00	0.00	3,636,000.00	6,444,000.00	0.00	6,444,000.00	0.00	4,254,000.00	66.01	0.00	4,254,000.00	66.01

EJECUCION PRESUPUESTO

INFORME DE EJECUCION DEL PRESUPUESTO DE GASTOS E INVERSIONES

ENTIDAD:		206 - FONCEP		MES:						OCTUBRE			
UNIDAD EJECUTORA:		01 - GESTIÓN CORPORATIVA		VIGENCIA FISCAL:						2022			
RUBRO PRESUPUESTAL		APROPIACION			TOTAL COMPROMISOS			EJECUC. PRESUP. (11=10/8)	AUTORIZACION DE GIRO		EJEC. AUT. GIRO % (14=13/8)		
CODIGO	NOMBRE	INICIAL	MODIFICACIONES		VIGENTE	SUSPENSION	DISPONIBLE		MES	ACUMULADO		MES	ACUMULADO
1	2	3	MES 4	ACUMULADO 5	6=(3+5)	7	8=(6-7)	9	10	12	13	14=13/8	
2-1-02-02-02-008-0002-0282199	Otros servicios jurídicos n.c.p.	1,814,450,000.00	8,405,643.00	78,472,193.00	1,892,922,193.00	0.00	1,892,922,193.00	32,037,117.00	1,883,020,667.00	99.48	171,753,689.00	1,477,574,389.00	78.06
2-1-02-02-02-008-0002-0282221	Servicios de contabilidad	290,000,000.00	0.00	12,000,000.00	302,000,000.00	0.00	302,000,000.00	8,400,000.00	294,046,910.00	97.37	26,185,200.00	223,567,804.00	74.03
2-1-02-02-02-008-0003	Servicios profesionales, científicos y técnicos (excepto los servicios de investigación, urbanismo, jurídicos y contab	6,405,346,000.00	0.00	181,205,874.00	6,586,551,874.00	0.00	6,586,551,874.00	48,568,678.00	6,498,912,080.00	98.67	614,056,371.00	4,838,559,870.00	73.46
2-1-02-02-02-008-0003-0083111	Servicios de consultoría en gestión estratégica	84,220,000.00	0.00	-220,000.00	84,000,000.00	0.00	84,000,000.00	6,000,000.00	52,000,000.00	61.90	6,000,000.00	52,000,000.00	61.90
2-1-02-02-02-008-0003-0083132	Servicios de soporte en tecnologías de la información (TI)	300,856,000.00	0.00	-32,766,167.00	268,089,833.00	0.00	268,089,833.00	0.00	248,513,000.00	92.70	24,076,000.00	196,637,133.00	73.35
2-1-02-02-02-008-0003-0083159	Otros servicios de alojamiento y suministro de infraestructura en tecnología de la información (TI)	154,921,000.00	0.00	74,391,706.00	229,312,706.00	0.00	229,312,706.00	0.00	205,870,525.00	89.78	64,940,384.00	86,973,728.00	37.93
2-1-02-02-02-008-0003-0083619	Otros servicios de publicidad	24,089,000.00	0.00	0.00	24,089,000.00	0.00	24,089,000.00	0.00	24,089,000.00	100.00	2,376,000.00	7,289,000.00	30.26
2-1-02-02-02-008-0003-0083990	Otros servicios profesionales, técnicos y empresariales n.c.p.	5,841,260,000.00	0.00	139,800,335.00	5,981,060,335.00	0.00	5,981,060,335.00	42,568,678.00	5,968,439,555.00	99.79	516,663,987.00	4,495,660,009.00	75.16
2-1-02-02-02-008-0004	Servicios de telecomunicaciones, transmisión y suministro de información	89,449,000.00	0.00	-34,787,213.00	54,661,787.00	0.00	54,661,787.00	2,065,170.00	37,893,523.00	69.32	2,065,170.00	36,803,307.00	67.33
2-1-02-02-02-008-0004-0084120	Servicios de telefonía fija (acceso)	44,004,000.00	0.00	0.00	44,004,000.00	0.00	44,004,000.00	1,660,430.00	33,827,676.00	76.87	1,660,430.00	32,737,460.00	74.40
2-1-02-02-02-008-0004-0084133	Servicios móviles de datos, excepto los servicios de texto	14,124,000.00	0.00	-3,466,213.00	10,657,787.00	0.00	10,657,787.00	404,740.00	4,065,847.00	38.15	404,740.00	4,065,847.00	38.15
2-1-02-02-02-008-0004-0084520	Servicios de archivos	31,321,000.00	0.00	-31,321,000.00	0.00	0.00	0.00	0.00	0.00	0.00	0.00	0.00	0.00
2-1-02-02-02-008-0005	Servicios de soporte	896,157,000.00	13,210,000.00	-13,506,904.00	882,650,096.00	0.00	882,650,096.00	0.00	814,552,511.00	92.28	69,890,685.00	535,693,781.00	60.69
2-1-02-02-02-008-0005-0085250	Servicios de protección (guardas de seguridad)	528,828,000.00	0.00	-84,172,924.00	444,655,076.00	0.00	444,655,076.00	0.00	444,655,076.00	100.00	42,760,872.00	297,887,887.00	66.99
2-1-02-02-02-008-0005-0085330	Servicios de limpieza general	232,686,000.00	13,210,000.00	13,210,000.00	245,896,000.00	0.00	245,896,000.00	0.00	177,798,415.00	72.31	15,967,728.00	142,947,844.00	58.13
2-1-02-02-02-008-0005-0085951	Servicios de copia y reproducción	49,364,000.00	0.00	57,856,315.00	107,220,315.00	0.00	107,220,315.00	0.00	107,220,315.00	100.00	11,162,085.00	94,858,050.00	88.47
2-1-02-02-02-008-0005-0085962	Servicios de organización y asistencia de ferias comerciales	85,279,000.00	0.00	-400,295.00	84,878,705.00	0.00	84,878,705.00	0.00	84,878,705.00	100.00	0.00	0.00	0.00
2-1-02-02-02-008-0006	Servicios de apoyo y de operación para la agricultura, la caza, la silvicultura, la pesca, la minería y ss públicos	130,368,000.00	0.00	43,997,220.00	174,365,220.00	0.00	174,365,220.00	17,753,840.00	161,990,558.00	92.90	17,753,840.00	160,915,510.00	92.29
2-1-02-02-02-008-0006-0086312	Servicios de distribución de electricidad (a comisión o por contrato)	130,368,000.00	0.00	43,997,220.00	174,365,220.00	0.00	174,365,220.00	17,753,840.00	161,990,558.00	92.90	17,753,840.00	160,915,510.00	92.29
2-1-02-02-02-008-0007	Servicios de mantenimiento, reparación e instalación (excepto servicios de construcción)	481,859,000.00	0.00	-348,733,400.00	133,125,600.00	0.00	133,125,600.00	0.00	22,689,600.00	17.04	21,878,100.00	22,679,400.00	17.04
2-1-02-02-02-008-0007-8712001	Servicio de mantenimiento y reparación de equipo de oficina y contabilidad, (excepto computadores y equipos	26,392,000.00	0.00	-25,392,000.00	1,000,000.00	0.00	1,000,000.00	0.00	564,000.00	56.40	0.00	564,000.00	56.40

EJECUCION PRESUPUESTO

INFORME DE EJECUCION DEL PRESUPUESTO DE GASTOS E INVERSIONES

ENTIDAD:		206 - FONCEP		MES:						OCTUBRE				
UNIDAD EJECUTORA:		01 - GESTIÓN CORPORATIVA		VIGENCIA FISCAL:						2022				
RUBRO PRESUPUESTAL		APROPIACION			TOTAL COMPROMISOS			EJECUC. PRESUP.	AUTORIZACION DE GIRO		EJEC. AUT. GIRO %			
1	CODIGO	2	3	MODIFICACIONES		VIGENTE	SUSPENSION	DISPONIBLE	MES	ACUMULADO	(11=10/8)	MES	ACUMULADO	(14=13/8)
				MES	ACUMULADO	6=(3+5)	7	8=(6-7)	9	10		12	13	
		periféricos)												
2-1-02-02-02-007-8713000		Servicios de mantenimiento y reparación de computadores y equipos periféricos	444,080,000.00	0.00	-312,201,900.00	131,878,100.00	0.00	131,878,100.00	0.00	21,878,100.00	16.59	21,878,100.00	21,878,100.00	16.59
2-1-02-02-02-007-8714102		Servicio de mantenimiento y reparación de vehículos automóviles	0.00	0.00	148,500.00	148,500.00	0.00	148,500.00	0.00	148,500.00	100.00	0.00	142,800.00	96.16
2-1-02-02-02-007-8714999		Servicio de mantenimiento y reparación de otro equipo de transporte n.c.p., excepto vehículos automotores y motocicletas	5,828,000.00	0.00	-5,828,000.00	0.00	0.00	0.00	0.00	0.00	0.00	0.00	0.00	0.00
2-1-02-02-02-007-8715299		Otros servicios de mantenimiento y reparación de maquinaria y aparatos eléctricos n.c.p.	5,559,000.00	0.00	-5,460,000.00	99,000.00	0.00	99,000.00	0.00	99,000.00	100.00	0.00	94,500.00	95.45
2-1-02-02-02-009		Servicios para la comunidad, sociales y personales	337,273,000.00	0.00	-49,720,458.00	287,552,542.00	0.00	287,552,542.00	0.00	278,392,442.00	96.81	6,840,000.00	7,203,900.00	2.51
2-1-02-02-02-009-0002		Servicios de educación	60,000,000.00	0.00	-49,636,000.00	10,364,000.00	0.00	10,364,000.00	0.00	7,203,900.00	69.51	6,840,000.00	7,203,900.00	69.51
2-1-02-02-02-009-0002-0092913		Servicios de educación para la formación y el trabajo	60,000,000.00	0.00	-49,636,000.00	10,364,000.00	0.00	10,364,000.00	0.00	7,203,900.00	69.51	6,840,000.00	7,203,900.00	69.51
2-1-02-02-02-009-0003		Servicios para el cuidado de la salud humana y servicios sociales	46,000,000.00	0.00	-84,458.00	45,915,542.00	0.00	45,915,542.00	0.00	39,915,542.00	86.93	0.00	0.00	0.00
2-1-02-02-02-009-0003-0093121		Servicios médicos generales	40,000,000.00	0.00	-84,458.00	39,915,542.00	0.00	39,915,542.00	0.00	39,915,542.00	100.00	0.00	0.00	0.00
2-1-02-02-02-009-0003-0093199		Otros servicios sanitarios n.c.p.	6,000,000.00	0.00	0.00	6,000,000.00	0.00	6,000,000.00	0.00	0.00	0.00	0.00	0.00	0.00
2-1-02-02-02-009-0006		Servicios recreativos, culturales y deportivos	231,273,000.00	0.00	0.00	231,273,000.00	0.00	231,273,000.00	0.00	231,273,000.00	100.00	0.00	0.00	0.00
2-1-02-02-02-009-0006-0096590		Otros servicios deportivos y recreativos	231,273,000.00	0.00	0.00	231,273,000.00	0.00	231,273,000.00	0.00	231,273,000.00	100.00	0.00	0.00	0.00
2-1-03		Transferencias corrientes	50,000,000.00	-1,965,462.00	-1,965,462.00	48,034,538.00	0.00	48,034,538.00	0.00	48,034,538.00	100.00	0.00	48,034,538.00	100.00
2-1-03-13		Sentencias y Conciliaciones	50,000,000.00	-1,965,462.00	-1,965,462.00	48,034,538.00	0.00	48,034,538.00	0.00	48,034,538.00	100.00	0.00	48,034,538.00	100.00
2-1-03-13-01		Fallos	50,000,000.00	-1,965,462.00	-1,965,462.00	48,034,538.00	0.00	48,034,538.00	0.00	48,034,538.00	100.00	0.00	48,034,538.00	100.00
2-1-03-13-01-001		Sentencias	50,000,000.00	-1,965,462.00	-1,965,462.00	48,034,538.00	0.00	48,034,538.00	0.00	48,034,538.00	100.00	0.00	48,034,538.00	100.00
2-1-03-13-01-001-0000-0000000		Sentencias	50,000,000.00	-1,965,462.00	-1,965,462.00	48,034,538.00	0.00	48,034,538.00	0.00	48,034,538.00	100.00	0.00	48,034,538.00	100.00
2-1-07		Disminución de pasivos	40,191,327,000.00	0.00	0.00	40,191,327,000.00	0.00	40,191,327,000.00	0.00	39,960,607,000.00	99.43	0.00	39,960,607,000.00	99.43
2-1-07-01		Cesantías	40,191,327,000.00	0.00	0.00	40,191,327,000.00	0.00	40,191,327,000.00	0.00	39,960,607,000.00	99.43	0.00	39,960,607,000.00	99.43
2-1-07-01-01		Cesantías definitivas	20,095,663,000.00	0.00	0.00	20,095,663,000.00	0.00	20,095,663,000.00	0.00	19,980,303,000.00	99.43	0.00	19,980,303,000.00	99.43
2-1-07-01-01-000-0000-0000000		Cesantías definitivas	20,095,663,000.00	0.00	0.00	20,095,663,000.00	0.00	20,095,663,000.00	0.00	19,980,303,000.00	99.43	0.00	19,980,303,000.00	99.43
2-1-07-01-02		Cesantías parciales	20,095,664,000.00	0.00	0.00	20,095,664,000.00	0.00	20,095,664,000.00	0.00	19,980,304,000.00	99.43	0.00	19,980,304,000.00	99.43
2-1-07-01-02-000-0000-0000000		Cesantías parciales	20,095,664,000.00	0.00	0.00	20,095,664,000.00	0.00	20,095,664,000.00	0.00	19,980,304,000.00	99.43	0.00	19,980,304,000.00	99.43

EJECUCION PRESUPUESTO

INFORME DE EJECUCION DEL PRESUPUESTO DE GASTOS E INVERSIONES


ENTIDAD:		206 - FONCEP		MES:						OCTUBRE				
UNIDAD EJECUTORA:		01 - GESTIÓN CORPORATIVA		VIGENCIA FISCAL:						2022				
RUBRO PRESUPUESTAL		APROPIACION			TOTAL COMPROMISOS			EJECUC. PRESUP. (11=10/8)	AUTORIZACION DE GIRO		EJEC. AUT. GIRO % (14=13/8)			
1	CODIGO	2	3	MODIFICACIONES		VIGENTE	SUSPENSION		DISPONIBLE	MES		ACUMULADO	MES	ACUMULADO
				MES	ACUMULADO	6=(3+5)	7	8=(6-7)	9	10	12	13	14=13/8	
2-1-08		Gastos por tributos, tasas, contribuciones, multas, sanciones e intereses de mora	28,081,000.00	0.00	280,000.00	28,361,000.00	0.00	28,361,000.00	1,736,528.00	28,360,528.00	100.00	1,736,528.00	28,360,528.00	100.00
2-1-08-01		Impuestos	206,000.00	0.00	0.00	206,000.00	0.00	206,000.00	0.00	206,000.00	100.00	0.00	206,000.00	100.00
2-1-08-01-51		Impuesto sobre vehiculos automotores	206,000.00	0.00	0.00	206,000.00	0.00	206,000.00	0.00	206,000.00	100.00	0.00	206,000.00	100.00
2-1-08-01-51-000-0000-000000		Impuesto sobre vehiculos automotores	206,000.00	0.00	0.00	206,000.00	0.00	206,000.00	0.00	206,000.00	100.00	0.00	206,000.00	100.00
2-1-08-04		Contribuciones	27,875,000.00	0.00	280,000.00	28,155,000.00	0.00	28,155,000.00	1,736,528.00	28,154,528.00	100.00	1,736,528.00	28,154,528.00	100.00
2-1-08-04-02		Contribución - Superintendencia Financiera de Colombia	27,875,000.00	0.00	280,000.00	28,155,000.00	0.00	28,155,000.00	1,736,528.00	28,154,528.00	100.00	1,736,528.00	28,154,528.00	100.00
2-1-08-04-02-000-0000-000000		Contribución - Superintendencia Financiera de Colombia	27,875,000.00	0.00	280,000.00	28,155,000.00	0.00	28,155,000.00	1,736,528.00	28,154,528.00	100.00	1,736,528.00	28,154,528.00	100.00
2-3		INVERSIÓN	5,242,940,000.00	0.00	0.00	5,242,940,000.00	0.00	5,242,940,000.00	29,251,182.00	5,210,378,885.00	99.38	655,610,062.00	3,920,088,006.00	74.77
2-3-01		Directa	5,242,940,000.00	0.00	0.00	5,242,940,000.00	0.00	5,242,940,000.00	29,251,182.00	5,210,378,885.00	99.38	655,610,062.00	3,920,088,006.00	74.77
2-3-01-16		Un Nuevo Contrato Social y Ambiental para la Bogotá del Siglo XXI	5,242,940,000.00	0.00	0.00	5,242,940,000.00	0.00	5,242,940,000.00	29,251,182.00	5,210,378,885.00	99.38	655,610,062.00	3,920,088,006.00	74.77
2-3-01-16-05		Construir	5,242,940,000.00	0.00	0.00	5,242,940,000.00	0.00	5,242,940,000.00	29,251,182.00	5,210,378,885.00	99.38	655,610,062.00	3,920,088,006.00	74.77
2-3-01-16-05-056		Gestión	5,242,940,000.00	0.00	0.00	5,242,940,000.00	0.00	5,242,940,000.00	29,251,182.00	5,210,378,885.00	99.38	655,610,062.00	3,920,088,006.00	74.77
2-3-01-16-05-056-7592		Integración	5,242,940,000.00	0.00	0.00	5,242,940,000.00	0.00	5,242,940,000.00	29,251,182.00	5,210,378,885.00	99.38	655,610,062.00	3,920,088,006.00	74.77
2-3-01-16-05-056-7592-2030101		Paquetes de software	138,179,000.00	0.00	-138,179,000.00	0.00	0.00	0.00	0.00	0.00	0.00	0.00	0.00	0.00
2-3-01-16-05-056-7592-2688014		Servicios de gestión documental	700,000,000.00	0.00	64,508,333.00	764,508,333.00	0.00	764,508,333.00	0.00	764,508,333.00	100.00	105,959,713.00	424,803,881.00	55.57
2-3-01-16-05-056-7592-2882120		Servicios de asesoramiento y representación jurídica relativos a otros campos del derecho	107,635,000.00	0.00	165,000.00	107,800,000.00	0.00	107,800,000.00	0.00	107,800,000.00	100.00	9,800,000.00	80,360,000.00	74.55
2-3-01-16-05-056-7592-2882199		Otros servicios jurídicos n.c.p.	622,810,000.00	0.00	370,411,381.00	993,221,381.00	0.00	993,221,381.00	0.00	992,629,715.00	99.94	90,239,065.00	740,707,193.00	74.58
2-3-01-16-05-056-7592-2883111		Servicios de consultoría en gestión estratégica	642,094,000.00	0.00	-79,794,266.00	562,299,734.00	0.00	562,299,734.00	0.00	562,299,733.00	100.00	50,369,400.00	418,600,193.00	74.44
2-3-01-16-05-056-7592-2883113		Servicios de consultoría en administración del recurso humano	73,150,000.00	0.00	-73,150,000.00	0.00	0.00	0.00	0.00	0.00	0.00	0.00	0.00	0.00
2-3-01-16-05-056-7592-2883115		Servicios de consultoría en gestión administrativa	930,688,000.00	-2,822,399.00	-198,179,402.00	732,508,598.00	0.00	732,508,598.00	150,586.00	728,097,953.00	99.40	72,160,954.00	530,760,130.00	72.46
2-3-01-16-05-056-7592-2883131		Servicios de consultoría en tecnologías de la información (TI)	299,112,000.00	0.00	-167,871,000.00	131,241,000.00	0.00	131,241,000.00	0.00	131,241,000.00	100.00	11,931,000.00	96,053,467.00	73.19
2-3-01-16-05-056-7592-2883132		Servicios de soporte en tecnologías de la información (TI)	74,778,000.00	694,756.00	171,270,956.00	246,048,956.00	0.00	246,048,956.00	0.00	245,354,200.00	99.72	245,354,200.00	245,354,200.00	99.72
2-3-01-16-05-056-7592-2883141		Servicios de diseño y desarrollo de aplicaciones en tecnologías de la información (TI)	272,620,000.00	116,139.00	210,828,339.00	483,448,339.00	0.00	483,448,339.00	27,174,866.00	470,001,133.00	97.22	45,897,000.00	362,473,300.00	74.98
2-3-01-16-05-056-7592-		Servicios de diseño y desarrollo de redes	171,138,000.00	85,774.00	134,065,108.00	305,203,108.00	0.00	305,203,108.00	0.00	291,786,267.00	95.60	14,248,000.00	233,687,866.00	76.57

SISTEMA DE PRESUPUESTO DISTRITAL - PREDIS
EJECUCION PRESUPUESTO
INFORME DE EJECUCION DEL PRESUPUESTO DE GASTOS E INVERSIONES


01-11-2022

07:59

ENTIDAD: 206 - FONCEP		MES: OCTUBRE							VIGENCIA FISCAL: 2022		AUTORIZACION DE GIRO		EJEC. AUT. GIRO %	
UNIDAD EJECUTORA: 01 - GESTIÓN CORPORATIVA		APROPIACION							TOTAL COMPROMISOS		EJEC. PRESUP. (11=10/8)	MES 12	ACUMULADO 13	EJEC. AUT. GIRO % (14=13/8)
RUBRO PRESUPUESTAL		INICIAL 3	MODIFICACIONES		VIGENTE 6=(3+5)	SUSPENSION 7	DISPONIBLE 8=(6-7)	MES 9	ACUMULADO 10	MES 12				
1	CODIGO 2		MES 4	ACUMULADO 5										
2883142	y sistemas en tecnologías de la información (TI)													
2-3-01-16-05-056-7592-2883159	Otros servicios de alojamiento y suministro de infraestructura en tecnología de la información (TI)	955,811,000.00	1,925,730.00	-124,125,449.00	831,685,551.00	0.00	831,685,551.00	1,925,730.00	831,685,551.00	100.00	1,925,730.00	723,685,276.00	87.01	
2-3-01-16-05-056-7592-2884520	Servicios de archivos	254,925,000.00	0.00	-169,950,000.00	84,975,000.00	0.00	84,975,000.00	0.00	84,975,000.00	100.00	7,725,000.00	63,602,500.00	74.85	



MELBA CECILIA NUÑEZ RODRIGUEZ
RESPONSABLE DEL PRESUPUESTO
 CC No. 35325745 DE FONTIBON
 Teléfono: 3076200



ANGÉLICA MALAVER GALLEGO
SUBDIRECTORA FINANCIERA Y ADMINISTRATIVA
 CC No. 52227361 DE BOGOTÁ
 Teléfono: 3076200

EJECUCION PRESUPUESTO

INFORME DE EJECUCION DEL PRESUPUESTO DE GASTOS E INVERSIONES

ENTIDAD: 206 - FONCEP		MES: OCTUBRE						VIGENCIA FISCAL: 2022		EJEC. PRESUP. (11=10/8)		AUTORIZACION DE GIRO		EJEC. AUT. GIRO % (14=13/8)
UNIDAD EJECUTORA: 02 - FONDO DE PENSIONES PÚBLICAS DE BOGOTA		APROPIACION						TOTAL COMPROMISOS						
RUBRO PRESUPUESTAL	CODIGO	NOMBRE	INICIAL	MODIFICACIONES		VIGENTE	SUSPENSION	DISPONIBLE	MES	ACUMULADO	EJEC. PRESUP. (11=10/8)	AUTORIZACION DE GIRO		EJEC. AUT. GIRO % (14=13/8)
				MES	ACUMULADO							MES	ACUMULADO	
1	2	3	4	5	6=(3+5)	7	8=(6-7)	9	10	11	12	13	14	
2		GASTOS	617,980,919,000.00	0.00	192,235,422,481.00	810,216,341,481.00	0.00	810,216,341,481.00	34,508,354,000.00	483,351,451,192.00	59.66	108,892,181,481.00	483,351,451,192.00	59.66
2-1		FUNCIONAMIENTO	497,741,405,000.00	0.00	192,235,422,481.00	689,976,827,481.00	0.00	689,976,827,481.00	0.00	373,820,496,192.00	54.18	74,383,827,481.00	373,820,496,192.00	54.18
2-1-03		Transferencias corrientes	497,741,405,000.00	0.00	192,235,422,481.00	689,976,827,481.00	0.00	689,976,827,481.00	0.00	373,820,496,192.00	54.18	74,383,827,481.00	373,820,496,192.00	54.18
2-1-03-05		A entidades del gobierno	355,390,141,000.00	0.00	192,235,422,481.00	547,625,563,481.00	0.00	547,625,563,481.00	0.00	362,335,326,413.00	66.16	74,383,827,481.00	362,335,326,413.00	66.16
2-1-03-05-09		A otras entidades del gobierno general	355,390,141,000.00	0.00	192,235,422,481.00	547,625,563,481.00	0.00	547,625,563,481.00	0.00	362,335,326,413.00	66.16	74,383,827,481.00	362,335,326,413.00	66.16
2-1-03-05-09-057		Fondo de pensiones públicas	355,390,141,000.00	0.00	192,235,422,481.00	547,625,563,481.00	0.00	547,625,563,481.00	0.00	362,335,326,413.00	66.16	74,383,827,481.00	362,335,326,413.00	66.16
2-1-03-07		Prestaciones para cubrir riesgos sociales	142,351,264,000.00	0.00	0.00	142,351,264,000.00	0.00	142,351,264,000.00	0.00	11,485,169,779.00	8.07	0.00	11,485,169,779.00	8.07
2-1-03-07-02		Prestaciones sociales relacionadas con el empleo	142,351,264,000.00	0.00	0.00	142,351,264,000.00	0.00	142,351,264,000.00	0.00	11,485,169,779.00	8.07	0.00	11,485,169,779.00	8.07
2-1-03-07-02-002		Cuotas partes pensionales (de pensiones)	59,371,583,000.00	0.00	0.00	59,371,583,000.00	0.00	59,371,583,000.00	0.00	11,485,169,779.00	19.34	0.00	11,485,169,779.00	19.34
2-1-03-07-02-002-0002		Cuotas partes pensionales a cargo de la entidad (de pensiones)	59,371,583,000.00	0.00	0.00	59,371,583,000.00	0.00	59,371,583,000.00	0.00	11,485,169,779.00	19.34	0.00	11,485,169,779.00	19.34
2-1-03-07-02-003		Bonos pensionales (de pensiones)	82,979,681,000.00	0.00	0.00	82,979,681,000.00	0.00	82,979,681,000.00	0.00	0.00	0.00	0.00	0.00	0.00
2-1-03-07-02-003-0001		Bonos pensionales con cargo a reservas (de pensiones)	82,979,681,000.00	0.00	0.00	82,979,681,000.00	0.00	82,979,681,000.00	0.00	0.00	0.00	0.00	0.00	0.00
2-1-03-07-02-003-0001-0000001		Tipo C	5,231,027,000.00	0.00	0.00	5,231,027,000.00	0.00	5,231,027,000.00	0.00	0.00	0.00	0.00	0.00	0.00
2-1-03-07-02-003-0001-0000003		Tipo T	83,976,000.00	0.00	0.00	83,976,000.00	0.00	83,976,000.00	0.00	0.00	0.00	0.00	0.00	0.00
2-1-03-07-02-003-0001-0000004		Reserva Pensional	77,664,678,000.00	0.00	0.00	77,664,678,000.00	0.00	77,664,678,000.00	0.00	0.00	0.00	0.00	0.00	0.00
2-2		SERVICIO DE LA DEUDA PÚBLICA	120,239,514,000.00	0.00	0.00	120,239,514,000.00	0.00	120,239,514,000.00	34,508,354,000.00	109,530,955,000.00	91.09	34,508,354,000.00	109,530,955,000.00	91.09
2-2-02		Servicio de la deuda pública interna	120,239,514,000.00	0.00	0.00	120,239,514,000.00	0.00	120,239,514,000.00	34,508,354,000.00	109,530,955,000.00	91.09	34,508,354,000.00	109,530,955,000.00	91.09
2-2-02-05		Bonos pensionales	120,239,514,000.00	0.00	0.00	120,239,514,000.00	0.00	120,239,514,000.00	34,508,354,000.00	109,530,955,000.00	91.09	34,508,354,000.00	109,530,955,000.00	91.09
2-2-02-05-01		Tipo A	26,947,852,000.00	0.00	0.00	26,947,852,000.00	0.00	26,947,852,000.00	8,839,534,000.00	21,218,127,000.00	78.74	8,839,534,000.00	21,218,127,000.00	78.74
2-2-02-05-02		Tipo B	93,291,662,000.00	0.00	0.00	93,291,662,000.00	0.00	93,291,662,000.00	25,668,820,000.00	88,312,828,000.00	94.66	25,668,820,000.00	88,312,828,000.00	94.66

SISTEMA DE PRESUPUESTO DISTRITAL - PREDIS
EJECUCION PRESUPUESTO
INFORME DE EJECUCION DEL PRESUPUESTO DE GASTOS E INVERSIONES


01-11-2022

04:09

ENTIDAD: 206 - FONCEP		MES: OCTUBRE																	
UNIDAD EJECUTORA: 02 - FONDO DE PENSIONES PÚBLICAS DE BOGOTA		VIGENCIA FISCAL: 2022																	
RUBRO PRESUPUESTAL		APROPIACION			TOTAL COMPROMISOS		EJECUC. PRESUP. (11=10/8)	AUTORIZACION DE GIRO		EJEC. AUT. GIRO % (14=13/8)									
1	CODIGO	2	INICIAL	3	MODIFICACIONES	VIGENTE		SUSPENSION	DISPONIBLE		6=(3+5)	7	8=(6-7)	9	ACUMULADO	10	MES	12	ACUMULADO
					MES														
					4														
					ACUMULADO														
					5														



MELBA CECILIA NUÑEZ RODRIGUEZ
RESPONSABLE DEL PRESUPUESTO
CC No. 35325745 DE BOGOTA
Teléfono: 3076200



MARTHA LUCIA VILLA RESTREPO
DIRECTORA GENERAL
CC No. 65777483 DE IBAGUE (TOLIMA)
Teléfono: 3076200